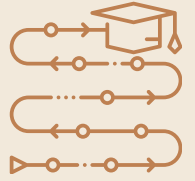


SLP Writing course ROADMAP



THEORY

You'll learn HOW to plan, organize, write and edit your SLP writing.

STEP
01



STEP
02

IMPLEMENTATION

After having watched guided writing sessions, you'll practice actively.



STEP
03

FEEDBACK

You'll receive constructive feedback on your writing assignments and find out how to improve.



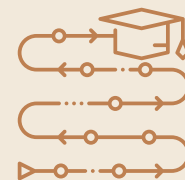
STEP
04

IMPROVEMENT

You'll create a better and final version of your text.



SLP Writing course ROADMAP



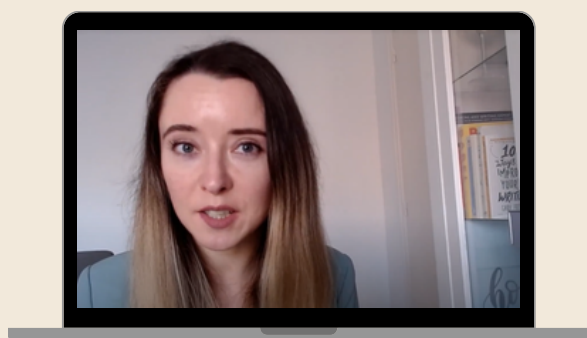
THEORY

STEP 01

Includes **HIGHLY EFFECTIVE**
and **PRACTICAL**:

- **Videos**
- **Slides**
- **Checklists**
- **Model writings**
- **Theory and Expressions PDFs**
- **BONUS Printables**

(Error Correction tasks,
50 adjectives to level up descriptions)



EDITING CHECKLIST	
CONTENT	ORGANISATION
<input type="checkbox"/> All the points has been included	<input type="checkbox"/> Text is well organised and coherent
<input type="checkbox"/> The correct opening and ending are used	<input type="checkbox"/> Ideas are organized in a logical way in paragraphs
<input type="checkbox"/> Language functions are demonstrated	<input type="checkbox"/> Linking words are used effectively
<input type="checkbox"/> Text specific grammar structures were used in order to complete the task (e.g. passive voice, narrative tenses)	<input type="checkbox"/> Correct text length
LANGUAGE	STYLE
<input type="checkbox"/> Spelling has been checked	<input type="checkbox"/> Formal/ informal style is used correctly (short forms, phrasal verbs, etc.)
<input type="checkbox"/> Topic-specific vocabulary	<input type="checkbox"/> Varied sentence length
<input type="checkbox"/> Grammar - tenses consistency	<input type="checkbox"/> Repetition has been avoided
<input type="checkbox"/> Grammar - subject object agree	<input type="checkbox"/> The text is easy to follow
<input type="checkbox"/> Grammar - pronoun 'it' is not omitted	
<input type="checkbox"/> Grammar - gerund/infinitive	

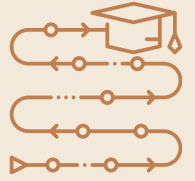
Report	
DOs and DON'Ts	
<input type="checkbox"/> Don't use the 'second person' form 'you' (e.g. 'what you can learn...')	<input checked="" type="checkbox"/> Use impersonal form 'one' (what one can learn...)
<input type="checkbox"/> Don't use common verbs (such as need, stop or check) or informal quantifiers (lots of, a bunch of, plenty of, just a little bit, way more)	<input checked="" type="checkbox"/> Use formal verbs (such as require, cease, verify) and formal quantifiers (a large quantity/ amount, slightly, significantly more)
<input type="checkbox"/> Don't express your personal opinions.	<input checked="" type="checkbox"/> Stick to the Passive Voice.

Essay	
Structure	Main body:
<input checked="" type="checkbox"/> INTRODUCTION 1 PARAGRAPH	Start each paragraph with a topic sentence.
<input checked="" type="checkbox"/> MAIN BODY 3-4 PARAGRAPHS	Preferably start each paragraph with a linking device (of sequence or adding arguments) to show the connection between them.
<input checked="" type="checkbox"/> CONCLUSION 1 PARAGRAPH	Support your ideas with justification and / or examples, BUT don't use your personal stories as examples.
	Make sure your argumentation and views are unbiased.



STANAG 6001 ASSESSMENT CRITERIA	
1 Language	Wide range of grammar, vocabulary and collocations used in the right context (formal/informal register)
2 Organization	Paragraph organization, cohesive devices, logical and effective argumentation
3 Task Achievement	Global task, language functions defined for the Level and general impression
4 Accuracy	Frequency of errors (spelling, punctuation, capitalization), advancement of structures, clarity of ideas and conveying meaning accurately

SLP Writing course ROADMAP

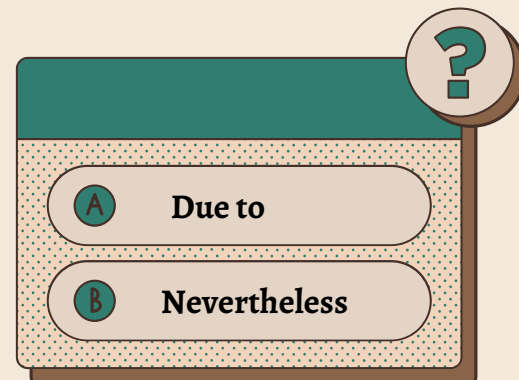


IMPLEMENTATION

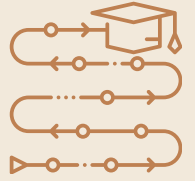
STEP 02

Includes EASILY-
APPLICABLE and SPECIFIC;

- **Guided writing videos** with STEP-BY-STEP guidelines
- **Linking word interactive quizzes**



SLP Writing course ROADMAP

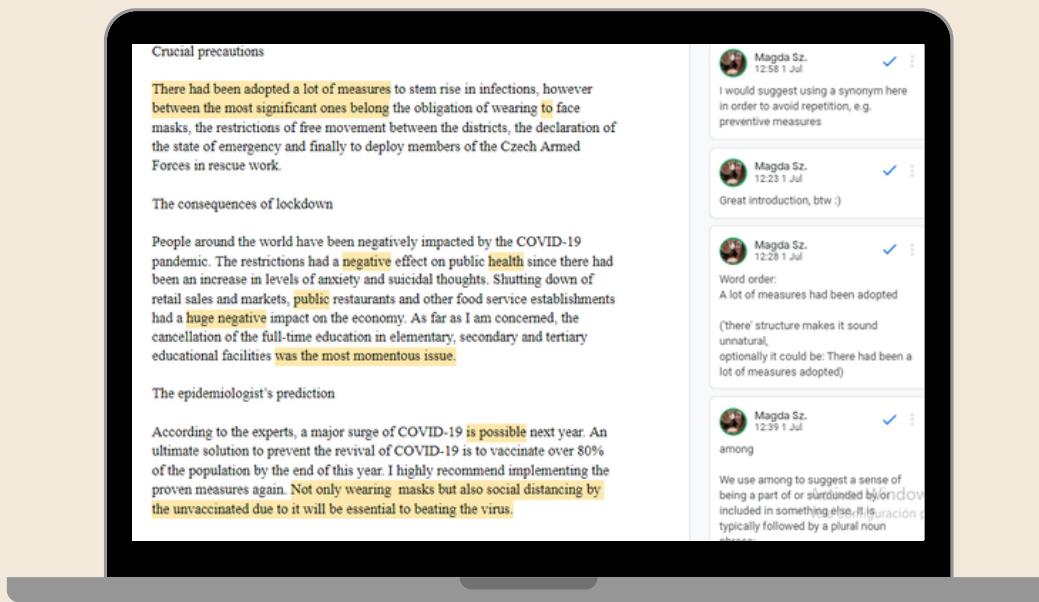


FEEDBACK

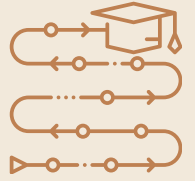
STEP 03

Includes:

- **Experienced SLP teacher's corrections, suggestions for improvement and guidelines**
- **Assessment according to STANAG 6001 framework**



SLP Writing course ROADMAP




IMPROVEMENT

STEP
04

What happens:

- You gain **CLARITY** and **CONFIDENCE**
- You significantly **IMPROVE** your writing skills
- You optimize your exam score



**High exam score opens the door to numerous
career OPPORTUNITIES**